



## 'Residents' Parking Survey

1. Please tell us the name of the street where you live.

	Response Count
	710
answered question	710
skipped question	0

2. Does this street have parking problems?

		Response Percent	Response Count
Yes		59.6%	423
No		40.4%	287
	answered question		710
	skipped question		0





**3. Please tell us which of the following reasons cause parking problems in this street. Please indicate all that apply:**

		Response Percent	Response Count
Local residents have too many cars.		50.0%	192
<b>People from outside the area park here for long periods.</b>		<b>52.6%</b>	<b>202</b>
Students park their cars here.		23.4%	90
There is no off-street car park nearby.		36.2%	139
Drivers park here because it's free and they don't want to pay for a car park space.		43.2%	166
	Other Reason (please specify)		192
<b>answered question</b>			<b>384</b>
<b>skipped question</b>			<b>326</b>




**4. When do the parking problems occur? Please indicate all that apply:**

		Response Percent	Response Count
Monday		89.3%	343
Tuesday		88.5%	340
Wednesday		89.6%	344
Thursday		89.3%	343
<b>Friday</b>		<b>93.0%</b>	<b>357</b>
Saturday		77.6%	298
Sunday		66.7%	256
<b>answered question</b>			<b>384</b>
<b>skipped question</b>			<b>326</b>






### 5. Which times of day do the parking problems occur? Please indicate all that apply:

		Response Percent	Response Count
mornings		68.5%	263
<b>afternoons</b>		<b>71.9%</b>	<b>276</b>
evenings		71.1%	273
overnight		50.3%	193
<b>answered question</b>			<b>384</b>
<b>skipped question</b>			<b>326</b>





### 6. And which times of the year?

		Response Percent	Response Count
School terms only		14.8%	57
School holidays only		2.6%	10
<b>All year round</b>		<b>86.2%</b>	<b>331</b>
<b>answered question</b>			<b>384</b>
<b>skipped question</b>			<b>326</b>








**7. Which of the following ideas do you think would help reduce the parking problem?  
Please indicate all that apply.**

		Response Percent	Response Count
Residents' Parking Scheme		57.3%	220
Cheaper public car parks		21.1%	81
Better public transport		16.4%	63
Change the existing parking restrictions (yellow lines)		29.7%	114
None of the above		23.4%	90
Any Other Suggestions (please specify)			174
answered question			384
skipped question			326

**8. Worcester's existing residents' neighbourhood parking schemes (e.g. Britannia Square and Severn Street) prevent outsiders parking in designated residential areas. This sometimes moves the problem to other local streets. A city-wide residents-only scheme could exclude non-Worcester people from parking on all streets in Worcester where local residents wanted it. Special arrangements could be made for visitors, in either scheme. No residents' parking scheme can guarantee that a space will be available when needed. Which option do you prefer?**

		Response Percent	Response Count
Separate local neighbourhood schemes?		35.7%	209
A unified city-wide scheme?		28.9%	169
Neither of these options?		20.2%	118
Don't know.		15.2%	89
answered question			585
skipped question			125







**9. Residents' parking schemes cost money to administer and enforce. In Worcester, the charge is at present £30 per annum for one vehicle, with higher charges for 2nd and 3rd cars. This cost could be reduced by charging non-residents to park on residential streets. Which of the following options would you prefer? Choose as many as you wish:**

		Response Percent	Response Count
Charge non-residents more per hour to park on streets than they pay in the nearest public car park.		32.8%	192
Charge non-residents to park on streets for up to 2 or 3 hours		17.3%	101
Charge non-residents to park on streets for up to 7 or 8 hours		10.3%	60
Charge non-residents to park on streets up to 24 hours		7.4%	43
<b>Allow visitors to park free by displaying a special pass provided by a resident</b>		<b>56.4%</b>	<b>330</b>
Ban all non-residents (including visitors) from parking on residential streets in the area		7.0%	41
None of the above		23.4%	137
	Other (please specify)		90
	<b>answered question</b>		<b>585</b>
	<b>skipped question</b>		<b>125</b>

**10. Please provide any comments or other suggestions in this space if you wish:**

	Response Count
	265
<b>answered question</b>	<b>265</b>
<b>skipped question</b>	<b>445</b>

**11. We may wish to contact you later to discuss other options. We will also send you the results of our survey if we have your email address. If you are happy to be contacted for these reasons, please provide the following information:**

		Response Percent	Response Count
Your name		92.6%	352
House number or name		89.2%	339
Postcode		88.4%	336
<b>Email address</b>		<b>93.7%</b>	<b>356</b>
Mobile phone number		33.4%	127
Other phone number		48.9%	186
		<b>answered question</b>	<b>380</b>
		<b>skipped question</b>	<b>330</b>